

# How to use the Bold Smart Lock

With the Bold Smart Lock, you can easily open and close your door using your smartphone. Follow the steps below to get started quickly.



## 1 Download the Bold app

- Go to the App Store (iPhone) or Google Play Store (Android)
- Download the Bold app

## 2 Create your account with Google or Apple

- Open the app
- Create an account with your email address and password

## 3 Accept your invitation


- You will receive an invitation to access the lock.
- Click the link in the email.
- After that, the lock will appear in the app. Don't see the lock right away? Fully close the app and restart it.

## Use the Bold Smart Lock


Follow the steps below to unlock and lock the door.

### Unlock the door

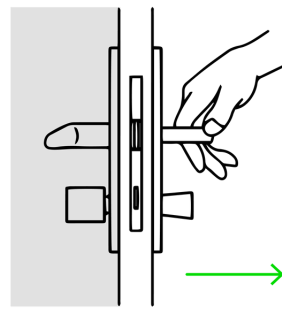
---



Activate the lock via the Bold app, Clicker, personal link, or backup PIN.



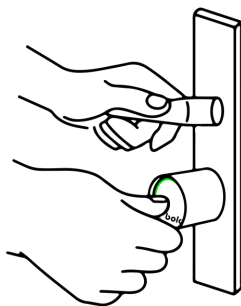
Turn the knob



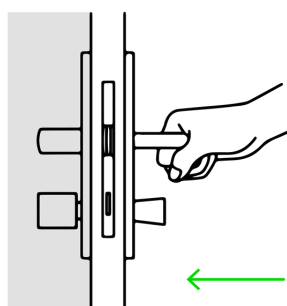
Open the door

### Lock the door


---



Press the inside knob to activate the lock



Step outside and close the door



Turn the outside knob to lock the door